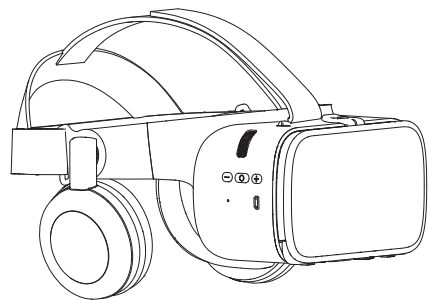


BOBOVR Z6

VR Headset

Private IMAX Theater



BOBOVR VR Headset User Manual

I.Specification Overview

Compatible System	Above Android 4.4 or IOS8
Compatible Size	4.7-6.2inch
Lens	Ø 52mm Aspherical hyper lens
FOV	110°
Vision Adjustment	Hyperopia 200° to myopic 400°
Wired Connection	Ø 3.5mm headphone
Earphone Unit	Ø 50mm, 112±3dB(1KHZ)
Microphone	Omnidirectional condenser
Touch Stick	Support Capacitive screen
Device Dimension	140x181x115mm (Folded)
Device Weight	390g (Including headphone, headband)
Working Temperature	-10-40°C
Storage Temperature	-20-50°C

II.Operation Instructions

As shown in Figure 1- Figure 3.

1 Front cover	7 Lens
2 Pupillary distance adjustment	8 Play
3 Touch Button	9 Volume-
4 Earphone	10 Volume+
5 Headband adjustment	
6 Mobile phone bracket adjustment	

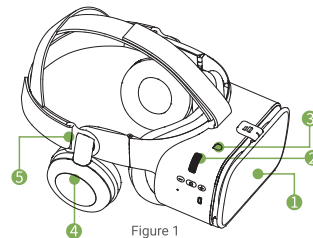


Figure 1

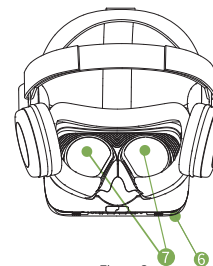


Figure 2

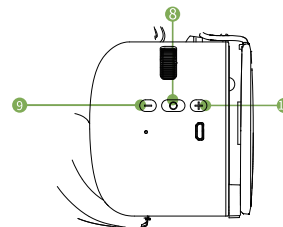
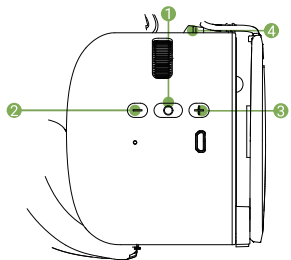


Figure 3

Please read the instruction manual carefully before using the product and keep it properly

Company Name: Shenzhen Xiaozhai Technology Co., Ltd.
Tel: +86-755-33941915
Website: www.bobovr.com
Company address: Building 41, Universiade Software Town,
Longgang District, Shenzhen



Button	Short Press
① Play	Play/Pause/Answer the Phone/Hang up
② Volume-	Volume-
③ Volume+	Volume+
④ Touch button	Touch screen

III .APP Download and Install

1. Android system users can search and download VR apps in Google Play.
2. IOS system users can search and download VR apps in App Store.
3. Use google carboard app scan the below QR code,then you can make your device to get the best experience.

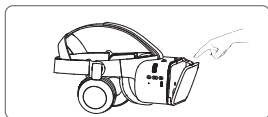


IV.Instructions

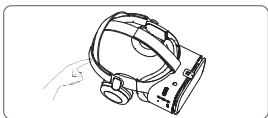
- Open the app pre-install in mobile phone.



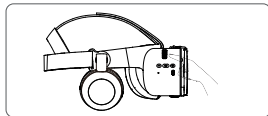
- Open the front cover of Z6 in about 30°, put the center line of the phone in the Z6 center line and fix the phone.



- Wear Z6,Adjust the headband and earphone to the most comfortable position.



- For Myopia or Hyperopia users,can use the wheels on the right up side to adjust to the clear position(support 0-400° myopia,0-200° hyperopia)



V. Security reminder

- Please pay attention to the safety of your environment when using this product, avoid limb collision or fall.
- Please do not move, jump, etc. when wear this product.
- Children under the age of 14 should be under the supervision of an adult.
- Some VR software resources include movies and games that cause discomfort, such as horror.
- Pay attention to the screening before experience.
- Lens should not be placed against the sun, preventing the product from being burnt after concentrating, or even causing Fire.
- Please properly dim the screen brightness, lower the phone volume, use the appropriate brightness and volume, avoid sight and hearing loss.
- Due to differences in personal physique, in rare cases may cause dizziness, slowing down the head movement, use a higher-profile and clearer phone will alleviate this phenomenon, continuous use recommended to take a break every 30 minutes or so.
- If the product is wet or contaminated for a long time, it may cause mold and bacteria. Please clean it before use.

VI.Maintenance and storage

- When the skin-friendly fabric or leather material is dirty, you can first wipe the dirty spots with a cloth that is slightly wet. Repeat several times until it is clean and dry naturally.
- Facial grease, perspiration, and dust spots on the lens can seriously affect the viewing effect, and can be cleaned with a lens cloth.
- Store it in a place with normal temperature.

This device complies with part 15 of the FCC Rules. Operation is subject to the following two conditions: (1) This device may not cause harmful interference, and (2) this device must accept any interference received, including interference that may cause undesired operation.

Any Changes or modifications not expressly approved by the party responsible for compliance could void the user's authority to operate the equipment.

Note: This equipment has been tested and found to comply with the limits for a Class B digital device, pursuant to part 15 of the FCC Rules. These limits are designed to provide reasonable protection against harmful interference in a residential installation. This equipment generates uses and can radiate radio frequency energy and, if not installed and used in accordance with the instructions, may cause harmful interference to radio communications. However, there is no guarantee that interference will not occur in a particular installation. If this equipment does cause harmful interference to radio or television reception, which can be determined by turning the equipment off and on, the user is encouraged to try to correct the interference by one or more of the following measures:

- Reorient or relocate the receiving antenna.
- Increase the separation between the equipment and receiver.
- Connect the equipment into an outlet on a circuit different from that to which the receiver is connected.
- Consult the dealer or an experienced radio/TV technician for help.